

## VOICE COIL ACTUATOR DEVELOPER KIT APPLICATION – LIFE TESTING

### Background

Voice Coil Actuators (VCAs) provide a compact means to produce linear actuation. They can operate open-loop or with an internal sensor, as a closed loop actuator. Fully closed loop control can allow the system designer command precise speed, position and force to the VCA.

- As the range of VCA designs has expanded, the applications and controllers available to operate them have expanded as well.
- It is now possible to specify VCAs with:
  - Stroke lengths from 0.25 inches to 1.25 inches
  - Frequencies up to 120 Hz
  - Actuation force from 3.5 lbs to 340 lbs

One application for which VCAs are particularly well suited is in life testing. Interestingly enough, in order to validate the use of a flex circuit on one of our designs, we needed to build our own life-tester in-house. This resulted in a series of tests and design improvements that opened up opportunities with customer applications for life-testing their designs.

Accelerated life tests typically require the following attributes:

- Fixed frequency and stroke over the test interval
- Reliable and repeatable actuation that can outlast the device under test (solenoids, pneumatics, pick and place operations, fatigue testing)
- Cycle life measured in billions! One medical application requirement for a heart valve component required these high cycle lives. (One billion cycles at 20 Hz would take 1.6 years of testing for example)

### Solution


The VCA developer kit offers a complete operational package, allowing the test designer to get up and running very quickly. The VCA is self-contained with its own shaft, bushing and internal feedback sensor. It also includes the controller and sample programs that allow for quick set-up and immediate results.

- The VCA is direct drive, low noise, has a high operational life and can operate to high frequencies
- The model LAS13 VCA has been operationally tested beyond 500 million cycles
- A PC-operated microcontroller included in the kit allows for data storage for force, position, velocity, current, voltage, as well as real time data, available for analysis and control. It can accept inputs from other sensors as well and it can store macros that allow for running a test at the touch of a button.

### How a customer can leverage this technology



For one customer, we were able to program one button to move the shaft to one end of the stroke and a second button to move the to the other end of the stroke. These two commands gave the customer the ability to verify the total stroke. The next two buttons were used one for 5 hz and the other for 10 hz operation.

*The VCA developer kit offers a complete operational package, allowing the test designer to get up and running very quickly.*



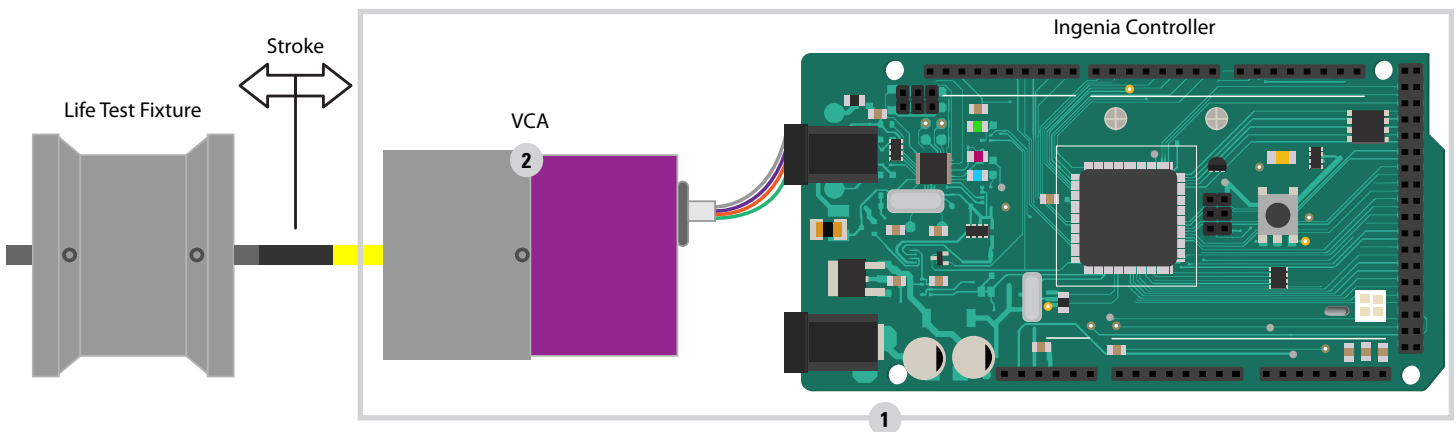


## RECOMMENDED PRODUCTS

Reference on Diagram	Product	Features	Function	Brand
1	 Developer Kit	Microcontroller and integrated sensor VCA	Complete Operational Package	BEI Kimco
2	 LAS28-53-000A-P01-12E	VCA with Feedback Sensors	Linear Actuation	BEI Kimco



## DIAGRAM



## CONTACT US

**Americas**  
+1 (760) 597 7042  
sales.beikimco@sensata.com

**Europe, Middle East & Africa**  
+1 (760) 597 7042  
motors-info.eu@sensata.com

**Asia Pacific**  
sales.isasia@list.sensata.com  
China +86 (21) 2306 1500  
Japan +81 (45) 277 7117  
Korea +82 (31) 601 2004  
India +91 (80) 67920890  
Rest of Asia +886 (2) 27602006  
ext 2808

Sensata Technologies, Inc. ("Sensata") data sheets are solely intended to assist designers ("Buyers") who are developing systems that incorporate Sensata products (also referred to herein as "components"). Buyer understands and agrees that Buyer remains responsible for using its independent analysis, evaluation and judgment in designing Buyer's systems and products. Sensata data sheets have been created using standard laboratory conditions and engineering practices. Sensata has not conducted any testing other than that specifically described in the published documentation for a particular data sheet. Sensata may make corrections, enhancements, improvements and other changes to its data sheets or components without notice. Buyers are authorized to use Sensata data sheets with the Sensata component(s) identified in each particular data sheet. HOWEVER, NO OTHER LICENSE, EXPRESS OR IMPLIED, BY ESTOPPEL OR OTHERWISE TO ANY OTHER SENSATA INTELLECTUAL PROPERTY RIGHT, AND

NO LICENSE TO ANY THIRD PARTY TECHNOLOGY OR INTELLECTUAL PROPERTY RIGHT, IS GRANTED HEREIN. SENSATA DATA SHEETS ARE PROVIDED "AS IS". SENSATA MAKES NO WARRANTIES OR REPRESENTATIONS WITH REGARD TO THE DATA SHEETS OR USE OF THE DATA SHEETS, EXPRESS, IMPLIED OR STATUTORY, INCLUDING ACCURACY OR COMPLETENESS. SENSATA DISCLAIMS ANY WARRANTY OF TITLE AND ANY IMPLIED WARRANTIES OF MERCHANTABILITY, FITNESS FOR A PARTICULAR PURPOSE, QUIET ENJOYMENT, QUIET POSSESSION, AND NON-INFRINGEMENT OF ANY THIRD PARTY INTELLECTUAL PROPERTY RIGHTS WITH REGARD TO SENSATA DATA SHEETS OR USE THEREOF.

All products are sold subject to Sensata's terms and conditions of sale supplied at [www.sensata.com](http://www.sensata.com) SENSATA ASSUMES NO LIABILITY FOR APPLICATIONS ASSISTANCE OR THE DESIGN OF BUYERS' PRODUCTS. BUYER ACKNOWLEDGES AND AGREES THAT IT IS SOLELY RESPONSIBLE FOR COMPLIANCE WITH ALL LEGAL, REGULATORY AND SAFETY-RELATED REQUIREMENTS CONCERNING ITS PRODUCTS, AND ANY USE OF SENSATA COMPONENTS IN ITS APPLICATIONS, NOTWITHSTANDING ANY APPLICATIONS-RELATED INFORMATION OR SUPPORT THAT MAY BE PROVIDED BY SENSATA.

Mailing Address: Sensata Technologies, Inc., 529 Pleasant Street, Attleboro, MA 02703, USA.