

SOLID STATE RELAYS IN INJECTION MOLDING MACHINES

Background

Injection molding is a very common process used for producing plastic, glass or metal parts. This process consists of passing the desired material through a heating and mixing process and injecting it into a mold. Injection molding is used for producing a great variety of plastic parts such as bottles, cases, automotive parts, etc.

A plastic injection molding machine usually has 2 sections: the injection unit and the clamping unit. The driving system of the machine can be either hydraulic, electrical, or a combination of both (hybrid).

SSRs are preferred over their electromechanical counterparts because of their extended lifetime, resistance to shock and vibration, and fast switching.

Solution


Solid State Relays are ideal for use in plastic injection molding machines. They are preferred over their electromechanical counterparts because of their extended lifetime, resistance to shock and vibration, and fast switching.

Due to these superior features, SSRs can be used to:

- Switch the barrel and mold heaters, allowing for precise temperature control thanks to the SSRs ability to switch fast and often. A single SSR can drive several heater zones. The SSR's high I²t allows use of low cost circuit breakers to protect the relay.
- Adjust the position of the tool and get the mold accurately clamped. A solid state reversing contactor provides required accuracy and a higher life expectancy than an electromechanical contactor.
- Actuate the pins that eject the molded part. A compact DIN Rail mount SSR saves cabinet space and provides extended reliability.






Heating Control



Motorized Clamping Tool

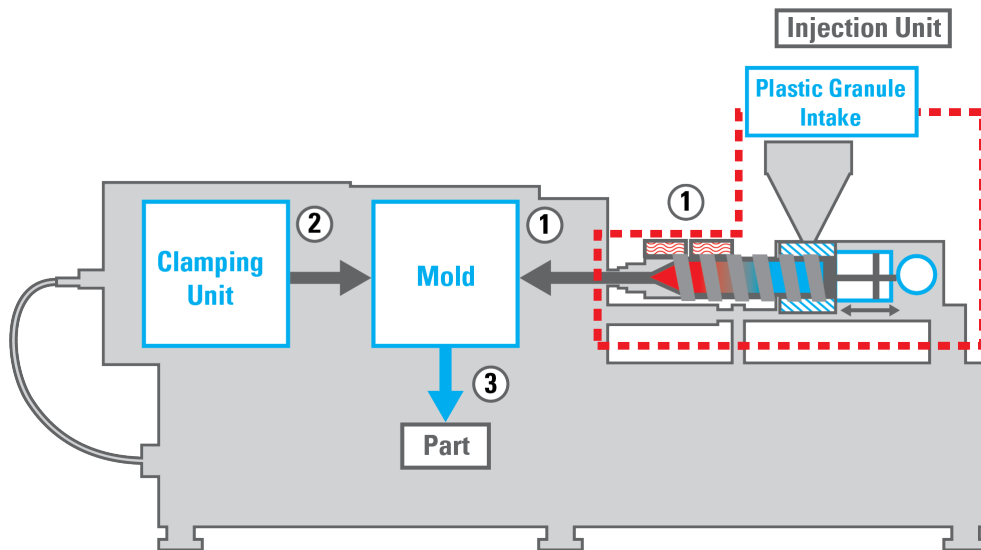


RELATED PRODUCTS

Reference on Diagram	Product	Features	Function	Brand
1	 NOVA22 DR45 Series	<ul style="list-style-type: none"> • 60 Amp rated solid state relay • High I²t • Cage clamp terminals accept up to 3 AWG wire size • Built-in overvoltage protection 	Barrel & Mold Heaters	Crydom
2	 SOLICON DRC Series	<ul style="list-style-type: none"> • 7.6 Amp solid state reversing contactor • Built-in overvoltage protection • Ultra-efficient thermal design 	Clamping Unit	Crydom
3	 SeriesOne DR	<ul style="list-style-type: none"> • Ready-to-use solid state relay • Compact size (11 or 18mm) • HP rated 	Ejection System	Crydom



INJECTION MOLDING MACHINE DIAGRAM



Datasheets provided by Sensata Technologies, Inc., its subsidiaries and/or affiliates ("Sensata") are solely intended to assist third parties ("Buyers") who are developing systems that incorporate Sensata products (also referred to herein as "components"). Buyer understands and agrees that Buyer remains responsible for using its independent analysis, valuation, and judgment in designing Buyer's systems and products. Sensata datasheets have been created using standard laboratory conditions and engineering practices. Sensata has not conducted any testing other than that specifically described in the published documentation for a particular datasheet. Sensata may make corrections, enhancements, improvements, and other changes to its datasheets or components without notice. Buyers are authorized to use Sensata datasheets with the Sensata component(s) identified in each particular datasheet. HOWEVER, NO OTHER LICENSE, EXPRESS OR IMPLIED, BY ESTOPPEL OR OTHERWISE TO ANY OTHER SENSATA INTELLECTUAL PROPERTY RIGHT, AND NO LICENSE TO ANY THIRD PARTY TECHNOLOGY OR INTELLECTUAL PROPERTY RIGHT, IS GRANTED HEREIN. SENSATA DATASHEETS ARE PROVIDED "AS IS". SENSATA MAKES NO WARRANTIES OR REPRESENTATIONS WITH REGARD TO THE DATASHEETS OR USE OF THE DATASHEETS, EXPRESS, IMPLIED, OR STATUTORY, INCLUDING ACCURACY OR COMPLETENESS. SENSATA DISCLAIMS ANY WARRANTY OF TITLE AND ANY IMPLIED WARRANTIES OF MERCHANTABILITY, FITNESS FOR A PARTICULAR PURPOSE, QUIET ENJOYMENT, QUIET POSSESSION, AND NON-INFRINGEMENT OF ANY THIRD PARTY INTELLECTUAL PROPERTY RIGHTS WITH REGARD TO SENSATA DATASHEETS OR USE THEREOF.

All products are sold subject to Sensata's terms and conditions of sale supplied at www.sensata.com. SENSATA ASSUMES NO LIABILITY FOR APPLICATIONS ASSISTANCE OR THE DESIGN OF BUYERS' PRODUCTS. BUYER ACKNOWLEDGES AND AGREES THAT IT IS SOLELY RESPONSIBLE FOR COMPLIANCE WITH ALL LEGAL, REGULATORY, AND SAFETY-RELATED REQUIREMENTS CONCERNING ITS PRODUCTS, AND ANY USE OF SENSATA COMPONENTS IN ITS APPLICATIONS, NOTWITHSTANDING ANY APPLICATIONS-RELATED INFORMATION OR SUPPORT THAT MAY BE PROVIDED BY SENSATA.

Mailing Address: Sensata Technologies, Inc., 529 Pleasant Street, Attleboro, MA 02703, USA

CONTACT US

Americas

+1 (877) 502 5500 – Option 2
sales.crydom@sensata.com

Europe, Middle East & Africa

+44 (1202) 416170
ssr-info.eu@sensata.com

Asia Pacific

sales.isasia@list.sensata.com
 China +86 (21) 2306 1500
 Japan +81 (45) 277 7117
 Korea +82 (31) 601 2004
 India +91 (80) 67920890
 Rest of Asia +886 (2) 27602006
 ext 2808