


GZT4

INCREMENTAL ENCODERS



Features

- With its 40mm size and a 6mm through shaft, this encoder characterizes itself by its strength and robustness of the mechanical and optoelectronic parts, it's the most compact truly industrial encoder with a through shaft
- Coded discs in synthetic material are used: stable and unbreakable (Polyfass™, Mylar-Myca composite)
- Available resolutions up to 1 024 counts per turn (GHT4 option, up to 2 500 counts per turn)
- Digital incremental output, optional analog output (tachometers, optotacho)
- Application: micro-robotics, printing machines, low power DC motors, shears and others

SPECIFICATIONS

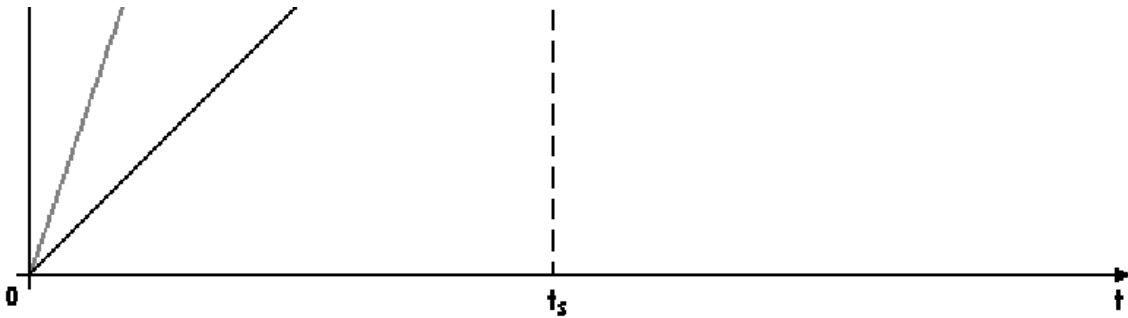
Material	Axe: Aluminum Capot: Zamac Embase: Zamac
Bearings	688 Series
Maximum Loads	Axial: 10 N Radial: 20 N
Shaft Inertia	$\leq 0,1 \cdot 10^{-6} \text{ kg.m}^2$
Torque	$\leq 2 \cdot 10^{-3} \text{ N.m}$
Permissible Max. Speed	12 000 min ⁻¹
Continuous Max. Speed	9 000 min ⁻¹
Encoder Weight (Approx.)	0,240 kg
EMC	EN 50082-2 (1995) EN 50081-1 (1992)
Isolation	1 000 Veff
Operating Temperature	- 20 ... + 80 °C (Encoder T°)
Storage Temperature	- 40 ... + 80 °C
Protection CEI60529 (1989)	IP 52
Shocks (EN60068-2-27)	$\leq 300 \text{ m.s}^{-2}$ (during 11 ms)
Vibrations (EN60068-2-6)	$\leq 100 \text{ m.s}^{-2}$ (10 ... 500 Hz)
Torque (Shaft Pressure Screw)	0,5N.m

Theoretical Mechanical Lifetime 10⁹ Turns (F_{axial} / F_{radial})	
5 N / 10 N: 260	10 N / 20 N: 33

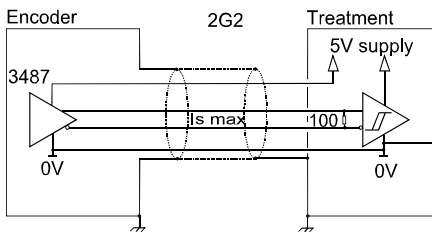
DIMENSIONS

All dimensions are in millimeters.

GZT4 Connection G3R (radial cable)

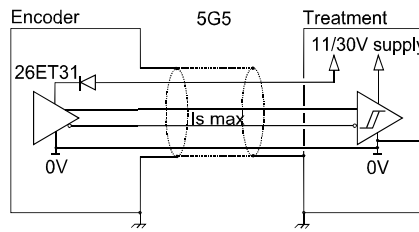


OUTPUT ELECTRONIC / SUPPLY



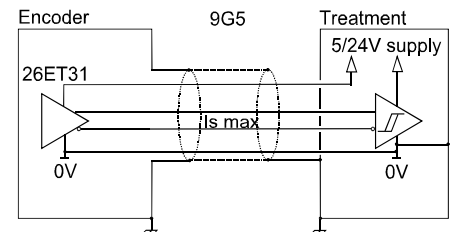
2G2 Electronic (100kHz)

Supply : 5Vdc \pm 10%
 Cons. without Load : 100mA max
 Current per Channel : 40mA max
 0 max (Is=20mA) : $V_{ol} = 0,5Vdc$
 1 min (Is=20mA) : $V_{oh} = 2,5Vdc$



5G5 Electronic (100kHz)

Supply : 11 to 30Vdc
 Cons. without Load : 75mA max
 Current per Channel : 40mA max
 0 max (Is=20mA) : $V_{ol} = 0,5Vdc$
 1 min (Is=20mA) : $V_{oh} = Vcc-3Vdc$



9G5 Electronic (100kHz)

Supply : 5 to 24Vdc
 Cons. without Load : 75mA max
 Current per Channel : 40mA max
 0 max (Is=20mA) : $V_{ol} = 0,5Vdc$
 1 min (Is=20mA) : $V_{oh} = Vcc-3Vdc$

Protection against short circuits of the electronics : 5G5 and 9G5

Protection against inversion of polarity for the electronics : 5G5

STANDARD CONNECTION

		-	+	A	B	0	A/	B/	0/	Ground
G3	PVC Cable 8 Wires 8230/020	WH White	BN Brown	GN Green	YE Yellow	GY Grey	PK Pink	BU Blue	RD Red	Connector Body

ORDERING OPTIONS

Example : GZT4_06 // 5G59 // 1024 // G3R020

Contact the factory for special versions, ex: special flanges, electronics, connections...

	GZT4	06	//	5G5	9	//	1024	//	G3	R020
Family	GZT4									
Shaft	06: 6mm 04: 4mm (Option) 14: 6.35 mm (Option)									
Supply + Output Stage	2: 5Vdc G2: 5Vdc RS422 5: 11 to 30Vdc G2: 5Vdc RS422 G5: Push-Pull 9: 5 to 24Vdc G5: Push-Pull									
Output Signal	9: A,A/,B,B/,0,0/(0 Gated A & B) A: A,A/,B,B/,0,0/(0 Gated A) N: A,A/,B,B/,0,0/(0 Ungated)									
Resolution (A)	1-1024: Max (B)									
Connection	G3: PVC Cable 8 Wires									
Connection Orientation	R: Radial Cable (0 + meters + 0) A: Axial Cable (0 + meters + 0) Example: R020: Radial Cable 2m									

GENERAL NOTES

(A) **Available Resolutions:** 1 2 4 5 8 10 16 20 24 25 27 30 36 40 50 60 64 90 100 120 125 128 144 150 170 180 200 250 300 360 400 500 512 600 720 800 1000 1024

(B) **Max:** 2500 with the GHT4

AGENCY APPROVALS & CERTIFICATIONS



Made in France

Page 3

Datasheets provided by Sensata Technologies, Inc., its subsidiaries and/or affiliates ("Sensata") are solely intended to assist third parties ("Buyers") who are developing systems that incorporate Sensata products (also referred to herein as "components"). Buyer understands and agrees that Buyer remains responsible for using its independent analysis, valuation, and judgment in designing Buyer's systems and products. Sensata datasheets have been created using standard laboratory conditions and engineering practices. Sensata has not conducted any testing other than that specifically described in the published documentation for a particular datasheet. Sensata may make corrections, enhancements, improvements, and other changes to its datasheets or components without notice.

Buyers are authorized to use Sensata datasheets with the Sensata component(s) identified in each particular datasheet. HOWEVER, NO OTHER LICENSE, EXPRESS OR IMPLIED, BY ESTOPPEL OR OTHERWISE TO ANY OTHER SENSATA INTELLECTUAL PROPERTY RIGHT, AND NO LICENSE TO ANY THIRD PARTY TECHNOLOGY OR INTELLECTUAL PROPERTY RIGHT, IS GRANTED HEREIN. SENSATA DATASHEETS ARE PROVIDED "AS IS". SENSATA MAKES NO WARRANTIES OR REPRESENTATIONS WITH REGARD TO THE DATASHEETS OR USE OF THE DATASHEETS, EXPRESS, IMPLIED, OR STATUTORY, INCLUDING ACCURACY OR COMPLETENESS. SENSATA DISCLAIMS ANY WARRANTY OF TITLE AND ANY IMPLIED WARRANTIES OF MERCHANTABILITY, FITNESS FOR A PARTICULAR PURPOSE, QUIET ENJOYMENT, QUIET POSSESSION, AND NON-INFRINGEMENT OF ANY THIRD PARTY INTELLECTUAL PROPERTY RIGHTS WITH REGARD TO SENSATA DATASHEETS OR USE THEREOF.

All products are sold subject to Sensata's terms and conditions of sale supplied at www.sensata.com. SENSATA ASSUMES NO LIABILITY FOR APPLICATIONS ASSISTANCE OR THE DESIGN OF BUYERS' PRODUCTS. BUYER ACKNOWLEDGES AND AGREES THAT IT IS SOLELY RESPONSIBLE FOR COMPLIANCE WITH ALL LEGAL, REGULATORY, AND SAFETY-RELATED REQUIREMENTS CONCERNING ITS PRODUCTS, AND ANY USE OF SENSATA COMPONENTS IN ITS APPLICATIONS, NOTWITHSTANDING ANY APPLICATIONS-RELATED INFORMATION OR SUPPORT THAT MAY BE PROVIDED BY SENSATA.

Mailing Address: Sensata Technologies, Inc., 529 Pleasant Street, Attleboro, MA 02703, USA

CONTACT US

Americas

+1 (800) 350 2727
sensors@sensata.com

Europe, Middle East & Africa

+33 (3) 88 20 8080
position-info.eu@sensata.com

Asia Pacific

sales.isasia@list.sensata.com
China +86 (21) 2306 1500
Japan +81 (45) 277 7117
Korea +82 (31) 601 2004
India +91 (80) 67920890
Rest of Asia +886 (2) 27602006
ext 2808