



17AM

THERMAL PROTECTOR FOR MOTOR / BALLAST FOR FLUORESCENT AND TEMPERATURE SENSING CONTROLS

Introduction

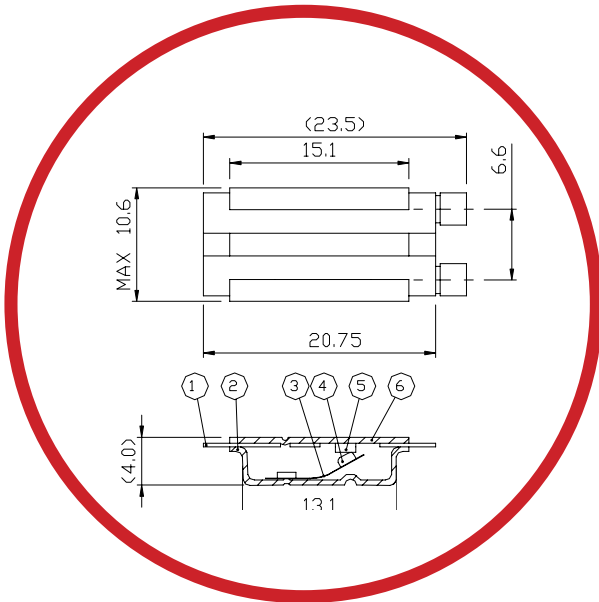
The Sensata Technologies 17AM delivers the maximum protection in the smallest package at an excellent price...

The KLIXON® 17AM Thermal protector prevents overheating, It's a miniature, snap acting, thermally operated device that is a proven performer in protection technology. It protects against overheating in:

- Shaded Pole Motor
 - Permanent split capacitor motor
 - Fluorescent lighting ballasts
 - HID ballasts
 - Transformer
 - Recessed lighting fixtures
 - Battery packs
 - Vacuum cleaners
 - Automotive accessory motors, solenoids, PC boards
- and other applications.

Here's why you should be using Sensata Technologies 17AM Thermal Protectors in your product:

- Miniature size.
- Individually temperature calibrated and checked.
- Positive make and break with KLIXON® snap action disc.
- Repeatable temperature performance over life.
- Gasket steel case suitable for many impregnation processes.
- Current and temperature sensitivity for maximum design flexibility.
- Wide selection of leads and insulating sleeves.
- Same size and opposite side terminations.
- Cadmium free contacts



Operation

The 17AM Thermal protector uses the same snap-action principle of other KLIXON® protectors. The bimetal disc senses both heat and current from the equipment which 17AM is installed on. When the temperature of the disc reaches a predetermined calibration point, the disc snap open the contacts, thus breaking the current path. When the equipment returns to a normal operating range, the 17AM protector resets (close circuit) automatically. Construction and Configuration is as shown on the following pages.



TECHNICAL CHARACTERISTICS

Contact Capacity	125Vac18A for TCO 250Vac9A for TCO 250Vac1A for TBP
Temperature Range	65°C to 160°C for TCO/TMP 65°C to 135°C for TBP

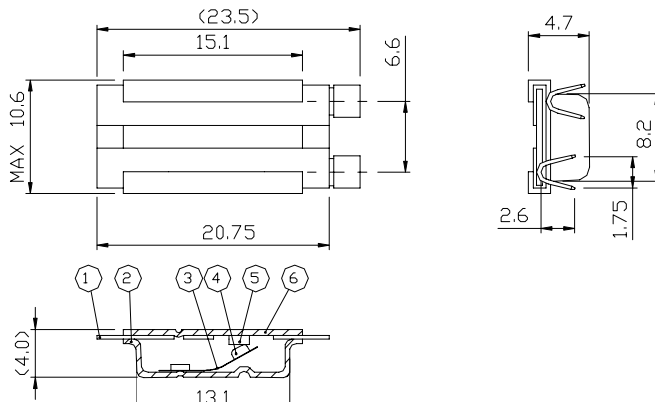
Tolerance on Open Temp	+/- 5K, +/- 8K or +/- 10K
Max. Temp. of the Switch Head	Max.160°C
Automatic Action	Type3C for motor Type2C for ballast Type2B for TCO
Operating Time	Continuous
Pollution Situation	Normal
Extent of Sensing Element	Whole Control
PTI for Insulation	250
Degree of Protection	IP00
Electrical Connections	On winding, Inserting, Clamping, Bracketing or like



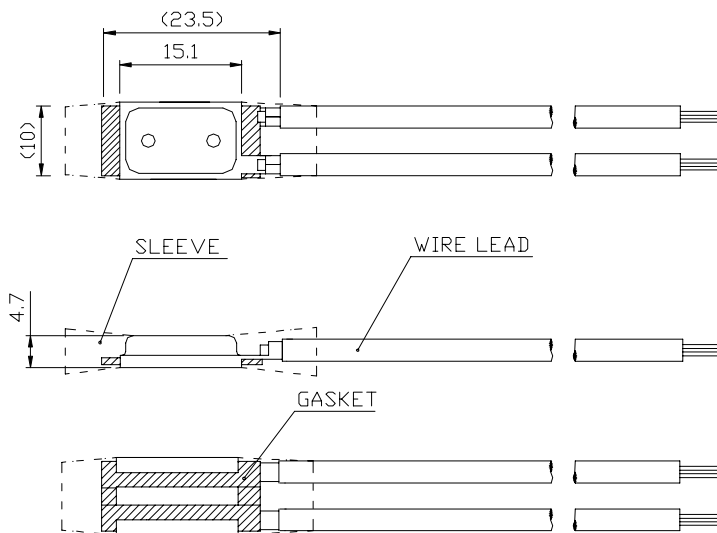
DIMENSIONS AND CONFIGURATIONS

All dimensions are in millimeters.

A-Type Construction

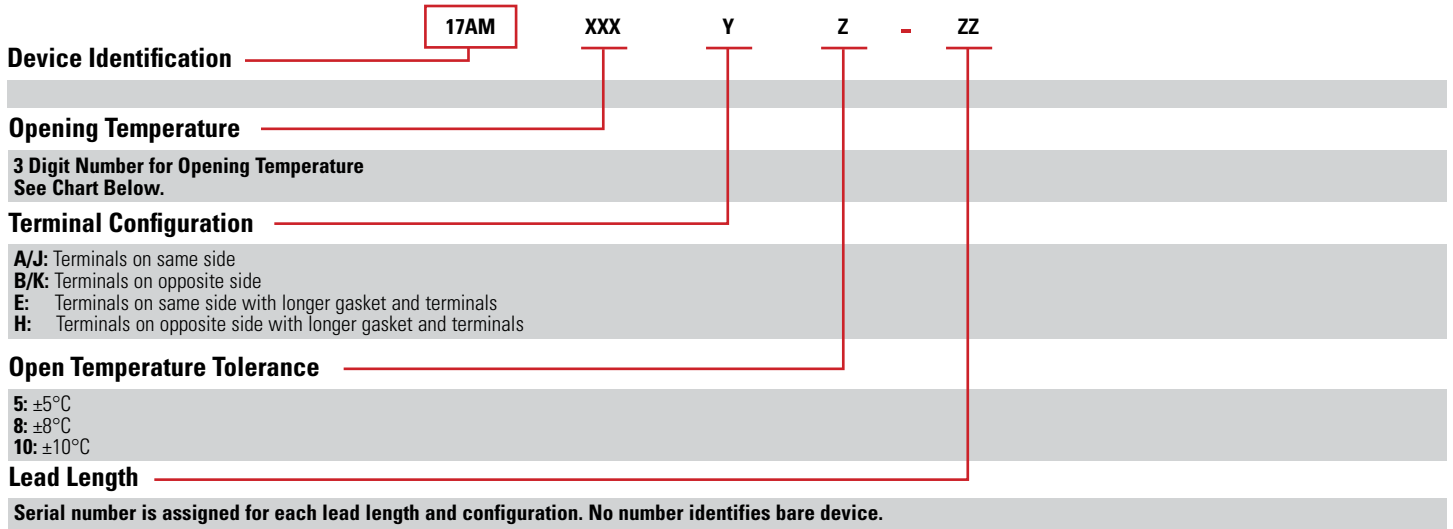


A-Type Configuration





Bimetal of 70ohms/cm, 130° opening temperature, 5°C tolerance with 66.7mm length leads.



Open Temperature

Nominal Operating Temperature	Type of Bimetal Disc (ohms/cm)			
	70	125	350	468
	Temperature Code			
65°C	020	060	-	-
70°C	021	061	161	201
75°C	022	062	162	202
80°C	023	063	163	203
85°C	024	064	164	204
90°C	025	065	165	205
95°C	026	066	166	206
100°C	027	067	167	207
105°C	028	068	168	208
110°C	029	069	169	209
115°C	030	070	170	210
120°C	031	071	171	211
125°C	032	072	172	212
130°C	033	073	173	213
135°C	034	074	174	214
140°C	035	075	175	215
145°C	036	076	176	216
150°C	037	077	177	217
155°C	038	078	178	218
160°C	039	079	179	219



AGENCY APPROVALS & CERTIFICATIONS



Category	UL	ENEC	CQC
Motor Protector	E15962	2014531.05	CQC0200 2001332
Ballast for Fluorescent and Thermal Cut Out	E34618	2014531.05	—
Temperature Sensing Controls	E34618	2014531.05	—

Protectors are not registered in CCC (China Compulsory Certification) products list at present. CQC (China Quality Certification Centre) is a national certification body in China.



WARNINGS



RISK OF MATERIAL DAMAGE AND HOT ENCLOSURE

- The product's side panels may be hot, allow the product to cool before touching
- Follow proper mounting instructions including torque values
- Do not allow liquids or foreign objects to enter this product

Failure to follow these instructions can result in serious injury, or equipment damage.



HAZARD OF ELECTRIC SHOCK, EXPLOSION OR ARC FLASH

- Disconnect all power before installing or working with this equipment
- Verify all connections and replace all covers before turning on power

Failure to follow these instructions will result in death or serious injury

Sensata Technologies, Inc. ("Sensata") data sheets are solely intended to assist designers ("Buyers") who are developing systems that incorporate Sensata products (also referred to herein as "components"). Buyer understands and agrees that Buyer remains responsible for using its independent analysis, evaluation and judgment in designing Buyer's systems and products. Sensata data sheets have been created using standard laboratory conditions and engineering practices. Sensata has not conducted any testing other than that specifically described in the published documentation for a particular data sheet. Sensata may make corrections, enhancements, improvements and other changes to its data sheets or components without notice.

Buyers are authorized to use Sensata data sheets with the Sensata component(s) identified in each particular data sheet. HOWEVER, NO OTHER LICENSE, EXPRESS OR IMPLIED, BY ESTOPPEL OR OTHERWISE TO ANY OTHER SENSATA INTELLECTUAL PROPERTY RIGHT, AND NO LICENSE TO ANY THIRD PARTY TECHNOLOGY OR INTELLECTUAL PROPERTY RIGHT, IS GRANTED HEREIN. SENSATA DATA SHEETS ARE PROVIDED "AS IS". SENSATA MAKES NO WARRANTIES OR REPRESENTATIONS WITH REGARD TO THE DATA SHEETS OR USE OF THE DATA SHEETS, EXPRESS, IMPLIED OR STATUTORY, INCLUDING ACCURACY OR COMPLETENESS. SENSATA DISCLAIMS ANY WARRANTY OF TITLE AND ANY IMPLIED WARRANTIES OF MERCHANTABILITY, FITNESS FOR A PARTICULAR PURPOSE, QUIET ENJOYMENT, QUIET POSSESSION, AND NON-INFRINGEMENT OF ANY THIRD PARTY INTELLECTUAL PROPERTY RIGHTS WITH REGARD TO SENSATA DATA SHEETS OR USE THEREOF.

All products are sold subject to Sensata's terms and conditions of sale supplied at www.sensata.com SENSATA ASSUMES NO LIABILITY FOR APPLICATIONS ASSISTANCE OR THE DESIGN OF BUYERS' PRODUCTS. BUYER ACKNOWLEDGES AND AGREES THAT IT IS SOLELY RESPONSIBLE FOR COMPLIANCE WITH ALL LEGAL, REGULATORY AND SAFETY-RELATED REQUIREMENTS CONCERNING ITS PRODUCTS, AND ANY USE OF SENSATA COMPONENTS IN ITS APPLICATIONS, NOTWITHSTANDING ANY APPLICATIONS-RELATED INFORMATION OR SUPPORT THAT MAY BE PROVIDED BY SENSATA.

Mailing Address: Sensata Technologies, Inc., 529 Pleasant Street, Attleboro, MA 02703, USA.

CONTACT US

Americas

+1 508 236 2551
electrical-protection-sales@
sensata.com

Europe, Middle East & Africa

+3 174 357 8156
info-sse@list.sensata.com

Asia Pacific

EP_Asia_Public@list.sensata.
com

China +86 (21)2306 1651

India +91 (40)4033 9611

Japan +81 (45)277 7104

Korea +82 (53) 644 9685

Rest of Asia +65(6478)6860